



Match Statistics

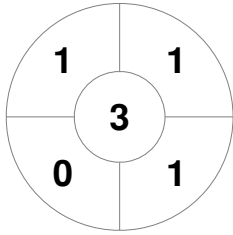
Match #	Date	Time	Pool / Class	Pitch
2	06 Dec 2023	08:30	Pool F	Pitch 1 (Blue)

United States O35

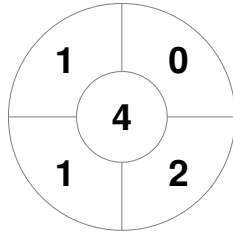
Full Time	2 - 3
Third Period	2 - 1
Half-time	1 - 0
First Period	0 - 0

Argentina O45

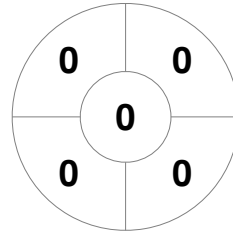
Penalty Corners



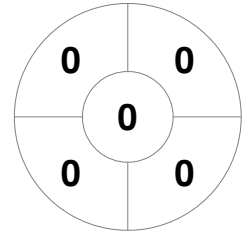
USA 35



ARG 45

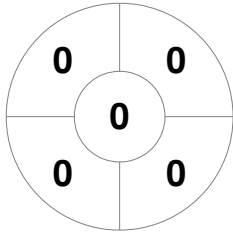


USA 35

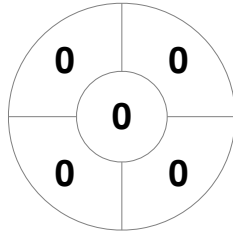


ARG 45

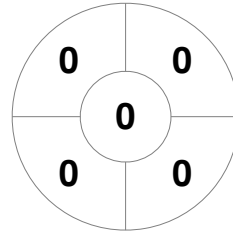
Circle Entries



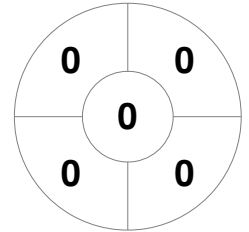
USA 35



ARG 45



USA 35



ARG 45

Shots

Shots on Target

Possession %



USA 35



ARG 45